

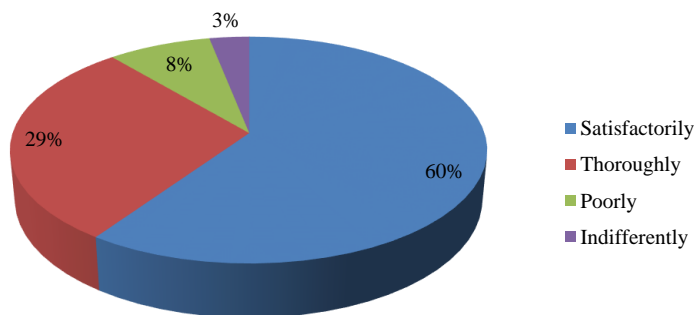
### 2.7.1. STUDENT SATISFACTION SURVEY (SSS) FOR AY: 2018-2019

<b>Q1</b>	<b>Satisfactorily</b>	<b>Thoroughly</b>	<b>Poorly</b>	<b>Indifferently</b>		<b>Total</b>
Students feedback about the teachers preparation for classes	96	47	13	5		161
<b>Q2</b>	<b>Always effective</b>	<b>Sometimes effective</b>	<b>Just satisfactory</b>	<b>Generally ineffective</b>		
Students feedback about the teachers ability of communication	73	69	18	1		161
<b>Q3</b>	<b>Excellent</b>	<b>Very good</b>	<b>Good</b>	<b>Fair</b>	<b>Poor</b>	
Students feedback about the teacher's approach of teaching	48	67	39	7	0	161
<b>Q4</b>	<b>Always fair</b>	<b>Usually fair</b>	<b>Usually unfair</b>			
Students feedback about the fairness of the internal evaluation	96	56	9			161
<b>Q5</b>	<b>Significantly</b>	<b>Very well</b>	<b>Moderately</b>	<b>Marginally</b>	<b>Not at all</b>	
Students feedback about the teaching and mentoring process	38	79	37	7	0	161
<b>Q6</b>	<b>Strongly agree</b>	<b>Agree</b>	<b>Neutral</b>	<b>Disagree</b>		
Students feedback about opportunities provided by the institution	49	87	25			161
<b>Q7</b>	<b>Every time</b>	<b>Usually</b>	<b>Occasionally</b>	<b>Never</b>		
students feedback about the concept clearing	54	63	40	4		161
<b>Q8</b>	<b>Fully</b>	<b>Reasonably</b>	<b>Partially</b>	<b>Slightly</b>		
students feedback about the identification of students strength and encourage	52	66	40	3		161
<b>Q9</b>	<b>Every time</b>	<b>Usually</b>	<b>Occasionally</b>	<b>Never</b>		
students feedback about the teachers about the identification of students weaknesses	66	59	31	5		161
<b>Q10</b>	<b>Strongly agree</b>	<b>Agree</b>	<b>Neutral</b>	<b>Disagree</b>		
students feedback about the instituion effort to engage students in the monitoring, review and continuous quality improvement of the teaching learning process	53	74	33	1		161
<b>Q11</b>	<b>To a great extent</b>	<b>Moderate</b>	<b>Somewhat</b>	<b>Very little</b>		
students feedback about the use of student concentric method by the teachers and instituion	46	72	29	14		161
<b>Q12</b>	<b>Strongly agree</b>	<b>Agree</b>	<b>Neutral</b>	<b>Disagree</b>		

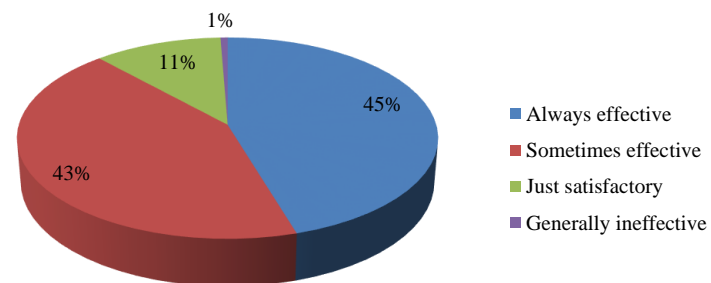
students feedback about the The overall quality of teaching-learning process in your institution

59	79	17	6		161
----	----	----	---	--	-----

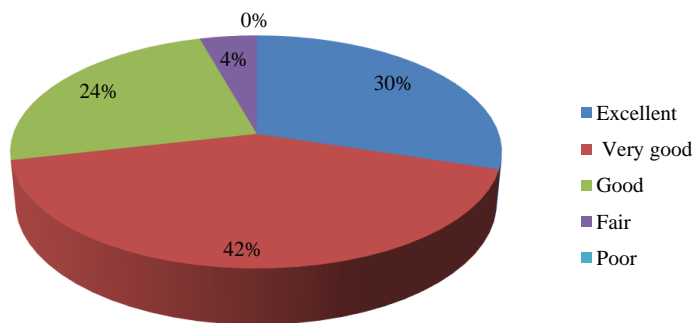
### Students Feedback about the Teachers Preparation for Classes



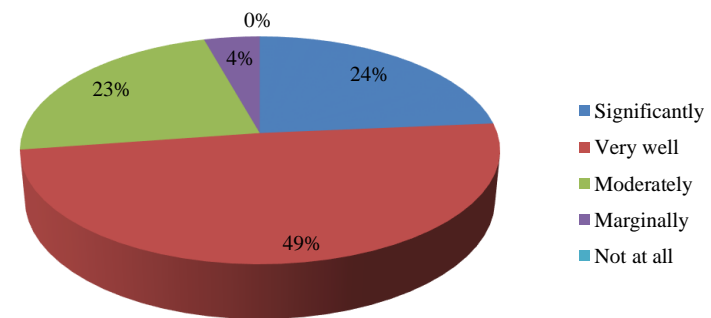
### Students Feedback about the Teachers ability of Communication



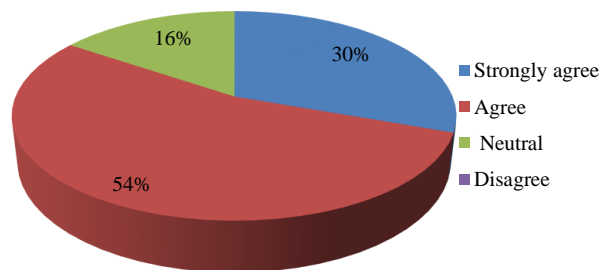
### Students Feedback about the Teacher's Approach of Teaching



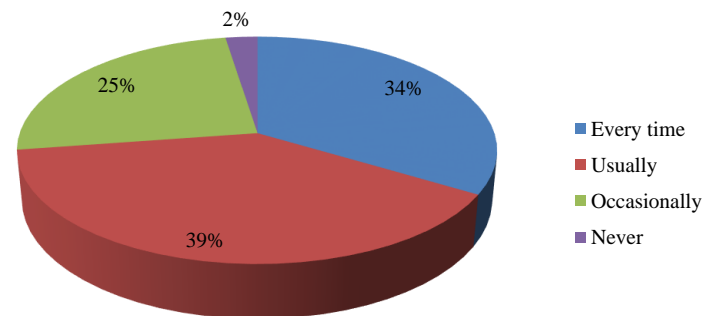
### Students Feedback about the Teaching and Mentoring Process



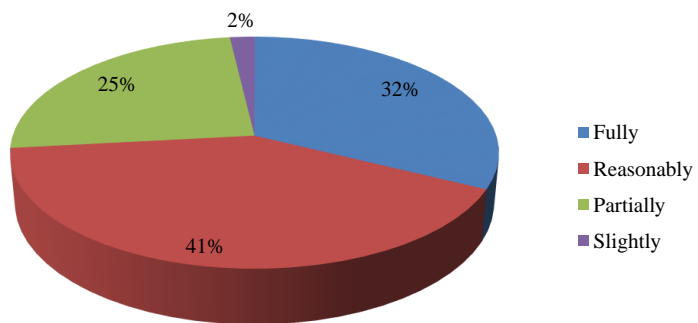
### Students Feedback about Opportunities Provided by the Institution



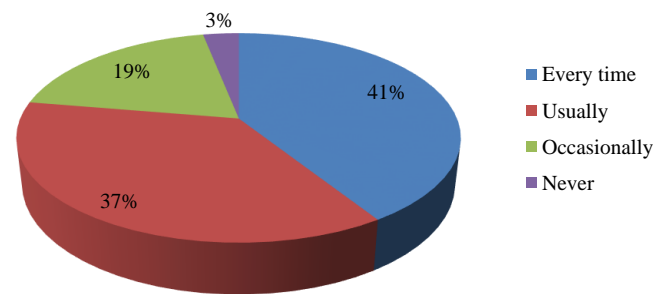
### Students Feedback about the Concept Clearing



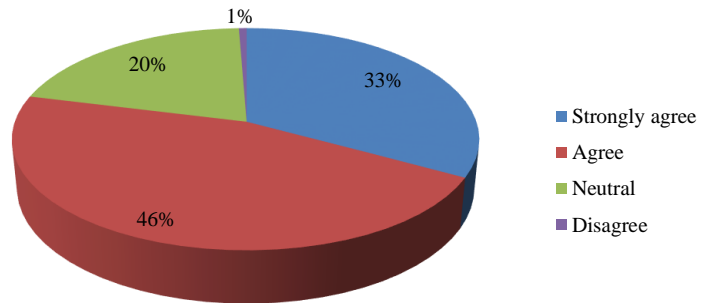
### Students Feedback about the Identification of Students Strength and Encourage



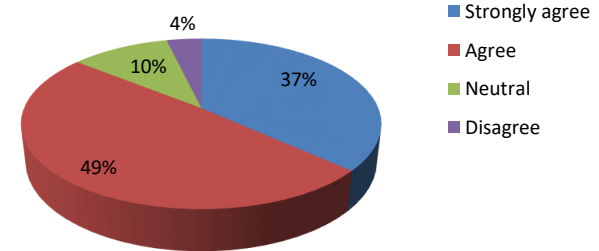
### Students Feedback about the Teachers about the Identification of Students Weaknesses



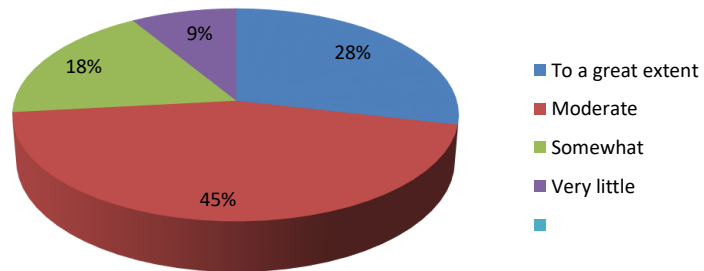
**Students Feedback about the Instituion effort to engage students in the monitoring,review and continuous quality improvement of the teaching learning process**



**students feedback about the The overall quality of teaching-learning process in your institution**



**students feedback about the use of student concentric method by the teachers and instituion**



**AUTHENTICATED**  
*Adm 8/02/23*  
 Principal  
 Thakur Panchanan Mahila Mahavidyalaya  
 Cooch Behar

